



Grade 1 Weekly Plan

Sept 24-28

SPECIAL ANNOUNCEMENTS

Please check your emails and your child's backpack daily for upcoming information including logins for all platforms 😊

Please access the Resource section of this document and click on the blue links so that your child may practice the relevant skills daily until homework is placed on Seesaw.

Online Resources:

Seesaw: <https://web.seesaw.me/>

IXL: <https://ca.ixl.com/>

Education (Brainzy) www.education.com/games/play































Raz Kids (coming soon)

Assessments

View Resource section to identify the skills that will be on the assessments
All assessments will be on Thursday unless otherwise noted.

Thursday September 28– Math Unit Assessment (Patterns)

Subject	Learning Objective	Resources
<p>Phonics</p>	<p>The students will view and practice sound cards. Assessments will be over any sounds learned. Please view below.</p> <p>Please click on the sound card video and practice with your child daily for the length of the video (6 minutes)</p> <p>Jolly Phonics Sounds: Review: /s/a/t/i/</p> <p>This week: /p/n/ck/e/</p> <p>Upcoming: Jolly Phonics Assessment: Thursday, October 5th</p>	<p>Sound Card Video</p> <p>Jolly Phonics Book 1</p> <p>September Jolly Phonics Pacing Calendar</p> <p>October Jolly Phonics Pacing Calendar</p>
<p>Reading</p>	<p>Teachers will be focused on completing beginning of year assessments</p> <p>Read Aloud Options Teacher's choice</p> <p>Reading Strategy Animals</p> <p>Vocabulary: "Good Readers", concepts of print, front cover, back cover, spine, words, spaces, sentences</p> <p>Upcoming: Spelling test on Sight words List 1A Thursday, October 5th</p>	<p>Reading Strategies Animals</p> <p>Characters & Setting</p> <p>Problem & Solution</p> <p>Sight words List 1A</p>

<p>Writing</p>	<p>Students will practice writing their names and upper and lower case letters using correct directionality.</p> <p>Students may write a list of rules for their classroom and sign it.</p> <p>Parts of Speech: Review Common and proper Nouns, Verbs</p> <p>New: Adjectives</p> <p>Ongoing: 5 Star Writing</p> <div data-bbox="493 800 1162 1199" style="border: 1px solid black; padding: 5px;"> <p style="text-align: center;">5 Star Writing</p> <table border="1" style="width: 100%; border-collapse: collapse;"> <tr> <td style="text-align: center;"></td> <td>Capital letter to start my sentence.  I see a dog.</td> </tr> <tr> <td style="text-align: center;"></td> <td>Punctuation to end my sentence. Where is the dog? </td> </tr> <tr> <td style="text-align: center;"></td> <td>Use finger spaces. The dog is brown. </td> </tr> <tr> <td style="text-align: center;"></td> <td>Use neat handwriting & phonemic spelling. </td> </tr> <tr> <td style="text-align: center;"></td> <td>My sentence makes sense. </td> </tr> </table> </div>		Capital letter to start my sentence.  I see a dog.		Punctuation to end my sentence. Where is the dog? 		Use finger spaces. The dog is brown. 		Use neat handwriting & phonemic spelling. 		My sentence makes sense. 	<p>Grammar Book</p> <p>Nouns Video</p> <p>Verbs Video</p> <p>Adjectives</p>
	Capital letter to start my sentence.  I see a dog.											
	Punctuation to end my sentence. Where is the dog? 											
	Use finger spaces. The dog is brown. 											
	Use neat handwriting & phonemic spelling. 											
	My sentence makes sense. 											
<p>Math</p>	<p>Students will continue learning patterns</p> <p>Vocabulary words: Number ID, Counting, ones, tens, patterns</p>	<p>Counting to 100</p> <p>Numbers in the teens</p> <p>Jump math Book 1.1</p> <p>Patterns Video</p>										
<p>Socials/ Science</p>	<p>The students will learn about work ethic by developing expectations and practicing rules and procedures using the Hayat High 5 school model (Be Safe, Be Responsible, Be Kind, Be Respectful and Be Positive) Students will also learn about</p>	<p>Read Aloud: That Rule Doesn't Apply to Me!</p>										

fostering positive **relationships** with their **peers** and **friends**.

[Respect](#)